

Government of West Bengal
Food and Supplies Department
11A, Mirza Ghalib Street, Kolkata-700 087

Memo No- 5073- FNS/17013/1/2021-IT SEC,

Date: 21 /11/2023

ORDER


Sub: Linking of Aadhaar with Digital Ration Card through eKYC mode using IRIS scanner.

Linking of Aadhaar with Digital Ration Card (DRC) through eKYC mode using Biometric scanner (Fingerprint scanner) has already been made functional vide order no- 2714/FS/O/Sectt/IT-12/2014(Pt), Dt- 16/8/2021. Meanwhile it has been observed that some ration card holders facing difficulties in linking Aadhaar with Ration card for non matching of fingerprint due to old age or decaying of finger impression.

Therefore, Department has decided to introduce IRIS scanner at SCF&S/ RO and Inspector F&S Office for Aadhaar linking with Ration card using eKYC mode and accordingly IRIS scanner has been provided to the said offices and “**Aadhaar Linking**” module under Ration Card management System (RCMS) portal has already been modified accordingly.

A Detailed Standard Operating Procedure (SOP) is attached as **Annexure-I**.

Now, all concerned are directed to ensure hassle free Aadhaar linking with ration card.



Additional Secretary
to the Government of West Bengal

Memo No- 5073/1/(11)- FNS/17013/1/2021-IT SEC,

Date: 21 /11/2023

Copy forwarded for information and necessary action to-

1. Director of DDP&S.
2. Director of Rationing.
3. Joint Secretary, IT Cell/Food Cell.
4. TD, NIC.
5. OSD Reform.
6. DCF&S/DDR. All
7. CEO-WTL.
8. P.S to HMIC, F&S.
9. PS to HMOS
10. Sr. PA to Secretary, F&S Department.
11. Guard file.


Additional Secretary
to the Government of West Bengal


Annexure-I

Annexure to Memo No- 5073- FNS/17013/1/2021-IT SEC,

Date: 21 /11/2023

Standard Operating Procedure for Aadhar Linking with Digital Ration Card through eKYC mode using IRIS scanner

- 1) On production of Ration Card, Aadhaar and mobile number by Ration card holder, concerned official will do the following process through “**Aadhhar Linking**” module available under his/her login in RCMS portal.
 - a) Enter category and DRC No. of the DRC holder.
 - b) Details of the Ration card holder will be displayed. (DRC already linked with Aadhaar through Demo auth will also be displayed in Blue colour, eKYC is required for them also).
 - c) Enter Aadhar number from the Aadhar card of the DRC holder.
 - d) Then click on **Do-eKYC** button.
 - e) DRC holder need to put his/her finger on Biometric (Fingerprint) scanner after a beep sound, and he need to remove it after another beep sound.
 - f) If the Authentication is successful, using of IRIS scanner is not required and eKYC can be done following SOP as communicated vide no-2714/FS/O/Sectt/IT-12/2014(Pt), Dt- 16/8/2021.
 - g) If it fails, due to Fingerprint mismatch, system will prompt for trying IRIS scanner for eKYC. Click on the tab “**Try eKYC using IRIS scanner.**”
 - h) In next page, official need to scan IRIS of eye through IRIS scanner select IRIS scanner by holding the scanner in front of eye. (**At the time of scanning IRIS, impression of EYE is required to be appear in the centre point of IRIS**) .
 - i) If authentication is successful a pop up window in the screen will appear with the details of Aadhaar card holder.
 - j) Verify whether the DRC holder and Aadhaar card holder is same or not on the basis of the details of Aadhaar and DRC, If it is same, “**Verify and Save**” button is to be clicked, to complete the linking and verification process.
 - k) If the data as per Aadhaar is not matched with the data of DRC, cancel button is to be clicked.


Additional Secretary
to the Government of West Bengal
Food & Supplies Department